

Dear Rising 4th Grade Students and Parents,

To keep our students reading, writing, and thinking over the summer, we have implemented a required reading program for third and fourth grade students.

- First, students should select **one book** from the attached list of titles to read.
- Next, your child will need to complete the included graphic organizers while reading.
- Finally, when they finish the book, students need to select **one culminating project** that most appeals to them to complete.

All students should bring their book and completed work during the first week of school! Discussion of the book, sharing of responses, and concluding activities will be done when school begins.

Happy Reading,

Mrs. Holden

P.S. If you happen to misplace this packet, don't worry. It will be posted with the Summer Reading on our Keystone website!

Keystone Incoming 4th Grade

Summer Reading List

If you like **Realistic Fiction**, you'll love:

Fish in a Tree by Linda Mullaly Hunt

Wonder by R.J. Palacios

There's a Boy in the Girls' Bathroom by Louis Sachar

Wish Girl by Nikki Loftin

If you like **Mystery**, you'll love:

Book Scavenger by Jennifer Chambliss Bertman

The London Eye Mystery by Siobahn Dowd

The Mysterious Benedict Society by Trenton Lee Stewart

Big Game by Stuart Gibbs

If you like **Fantasy** and **Adventure**, you'll love:

Circus Mirandus by Cassie Beasley

Falling In by Frances O'Roark Dowell

Drizzle by Kathleen Van Cleve

Nightmare at the Book Fair by Dan Gutman

If you like **Historical Fiction**, you'll love:

Ninth Ward by Jewell Parker Rhodes

Dead End in Norvelt by Jack Gantos

The War That Saved my Life by Kimberly Brubaker Bradley

Esperanza Rising by Pam Munoz Ryan

Summer Reading

Culminating Projects

After you have finished reading, select one of the following activities to complete. You will share this with the class the first week of school!

- Create a memory box containing things that are important to the main character. Make sure that you have at least eight to ten artifacts that would be important to or representative of your character. Write a description of the items and explain why you included them.
- Create a shoe-box diorama of an important scene from the story.
- Create an iMovie trailer for your book.
- Create a Minecraft world for your book. Film your world to share when you finish.
- Write a sequel to your novel or rewrite a different ending.
- Create another character that would fit into your story. Write another chapter or choose one event to rewrite using that character. Remember to include a good description of your character.
- Pretend that you are a writer for a book review magazine. Write an article evaluating the novel and make some recommendations to your readers. Do not retell the story.
- Pretend that you are a character in the novel. Write three diary entries explaining three different events that occurred in the novel.

Figurative Language

Alliteration ★ The repetition of the first consonant sound.
-She sells sea shells at the seashore.

Simile ★ Uses the words like or as to compare two things.
-Her heart was as cold as ice.

Metaphor ★ Comparing by saying something is something else.
-The clouds were marshmallows.

Onomatopoeia ★ Words that sound like the objects or actions they refer to.
-Click, hiss, buzz, roar

Personification ★ Giving non-human objects human qualities.
-The flower petals danced in the wind.

Idiom ★ A phrase that isn't meant to be taken literally.
-He spilled the beans.

Hyperbole ★ A humorous exaggeration.
-I am so hungry I could eat a horse.

Identify the Figurative Language in your Summer Reading book.

Book Title: _____

<u>What form did you find?</u>	<u>Write the Sentence.</u>	<u>Book Page Number</u>
P A H O M S	"I pulled my knees to my chest like a turtle in a shell."	<i>Bud, Not Buddy</i> Pg. 10
P A H O M S		
P A H O M S		
P A H O M S		
P A H O M S		
P A H O M S		
P A H O M S		
P A H O M S		

P = Personification
O = Onomatopoeia

A = Alliteration
M = Metaphor

H = Hyperbole
S = Simile

Name _____


Vocabulary Log

Unit: _____

Word: _____

Definition: _____


Sentence: _____



Word: _____

Definition: _____


Sentence: _____



Word: _____

Definition: _____

Sentence: _____



Word: _____

Definition: _____

Sentence: _____



Word: _____

Definition: _____


Sentence: _____



Word: _____

Definition: _____

Sentence: _____



Word: _____

Definition: _____

Sentence: _____



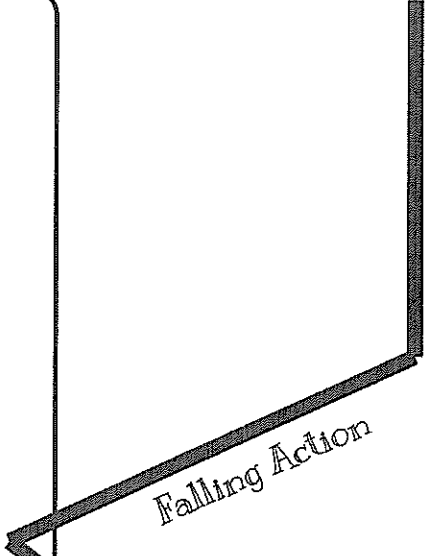
Story Map

Name:

Title:

Climax:

Moral:



Rising Action (Make as many events as you need)

Falling Action

Conflict:

Setting:

Resolution:

